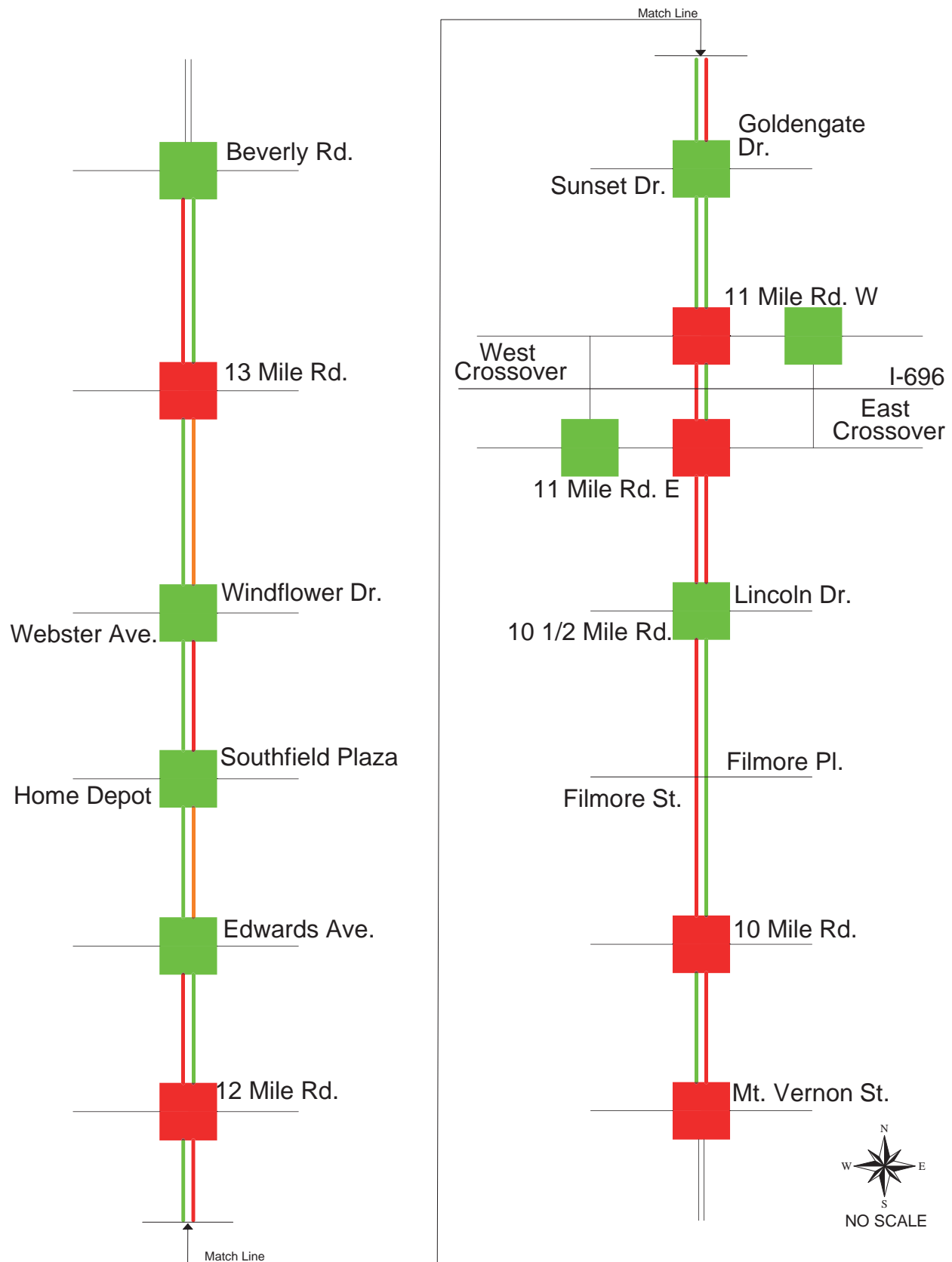







LEGEND

- | | | |
|--|---|-----------------------------|
| ■ Intersection LOS E or F | — Roadway LOS E or F | Unacceptable level of delay |
| ■ Intersection LOS D | — Roadway LOS D | Acceptable level of delay |
| ■ Intersection LOS A, B, or C | — Roadway LOS A, B, or C | Acceptable level of delay |





LEGEND

	Intersection LOS E or F		Roadway LOS E or F	Unacceptable level of delay
	Intersection LOS D		Roadway LOS D	Acceptable level of delay
	Intersection LOS A, B, or C		Roadway LOS A, B, or C	Acceptable level of delay